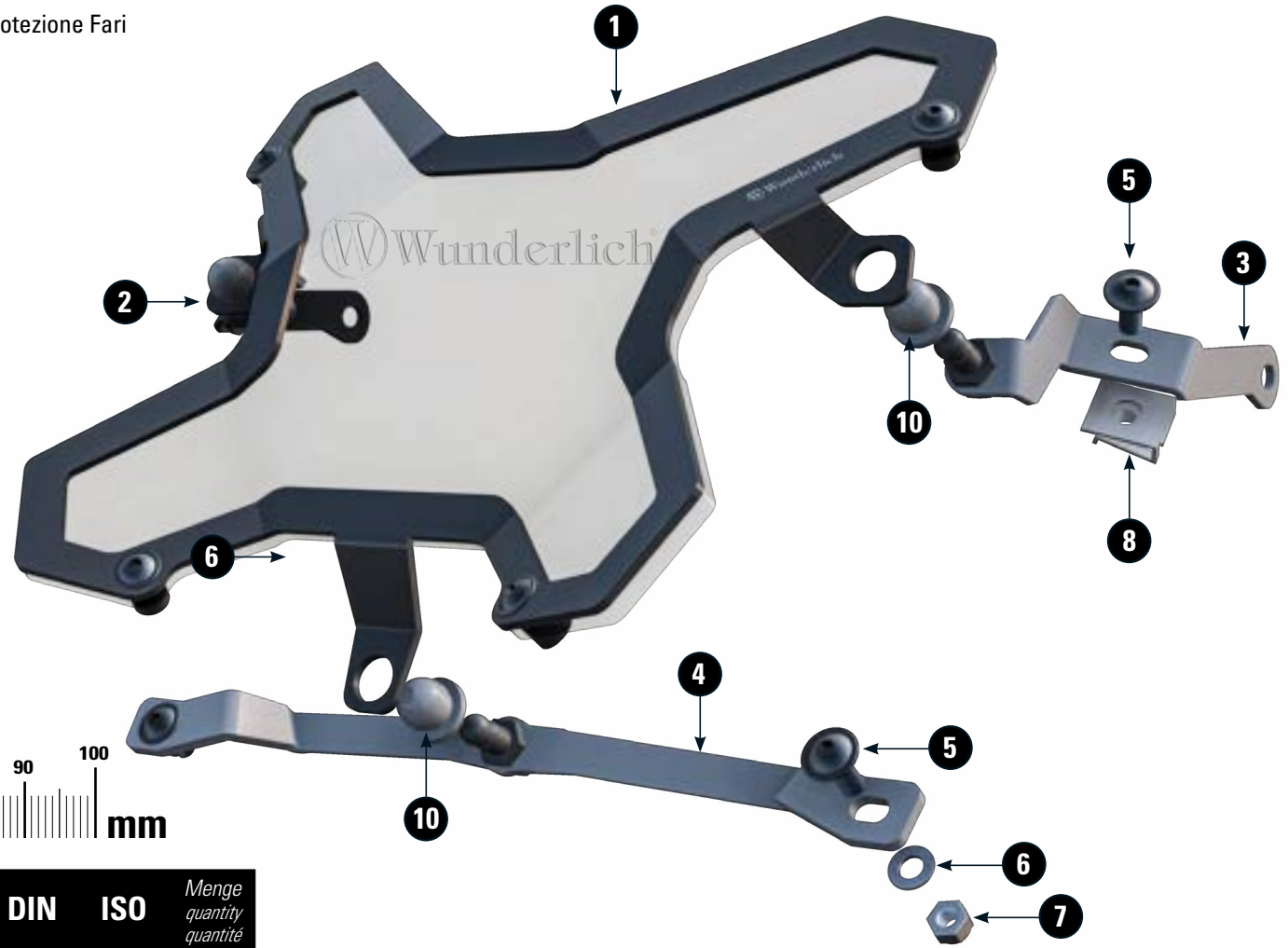










SCHEINWERFERSCHUTZ

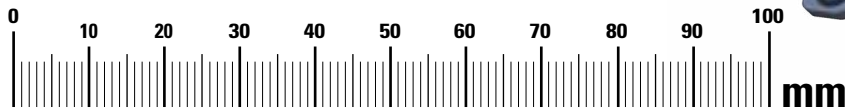
Headlight Guard | Protection de Phare | Protector de Faros | Protezione Fari

Art.-Nr: 13260-X02



LEGENDE / Key / file Légende




-  **Anbau Tipp**
Fitting tip
Astuce de montage
-  **Achtung**
Attention
Attention
-  **Vergrößerung**
Magnification
Grossissement
-  **Montagepaste**
Fitting lubricant
Lubrifiant de montage
-  **Schraube**
Screw
Vis
-  **Schraubensicherung**
Thread locking fluid
Freinfilets
-  **Drehmoment**
Torque
Torque
-  **Reiniger**
Cleaner
Nettoyant






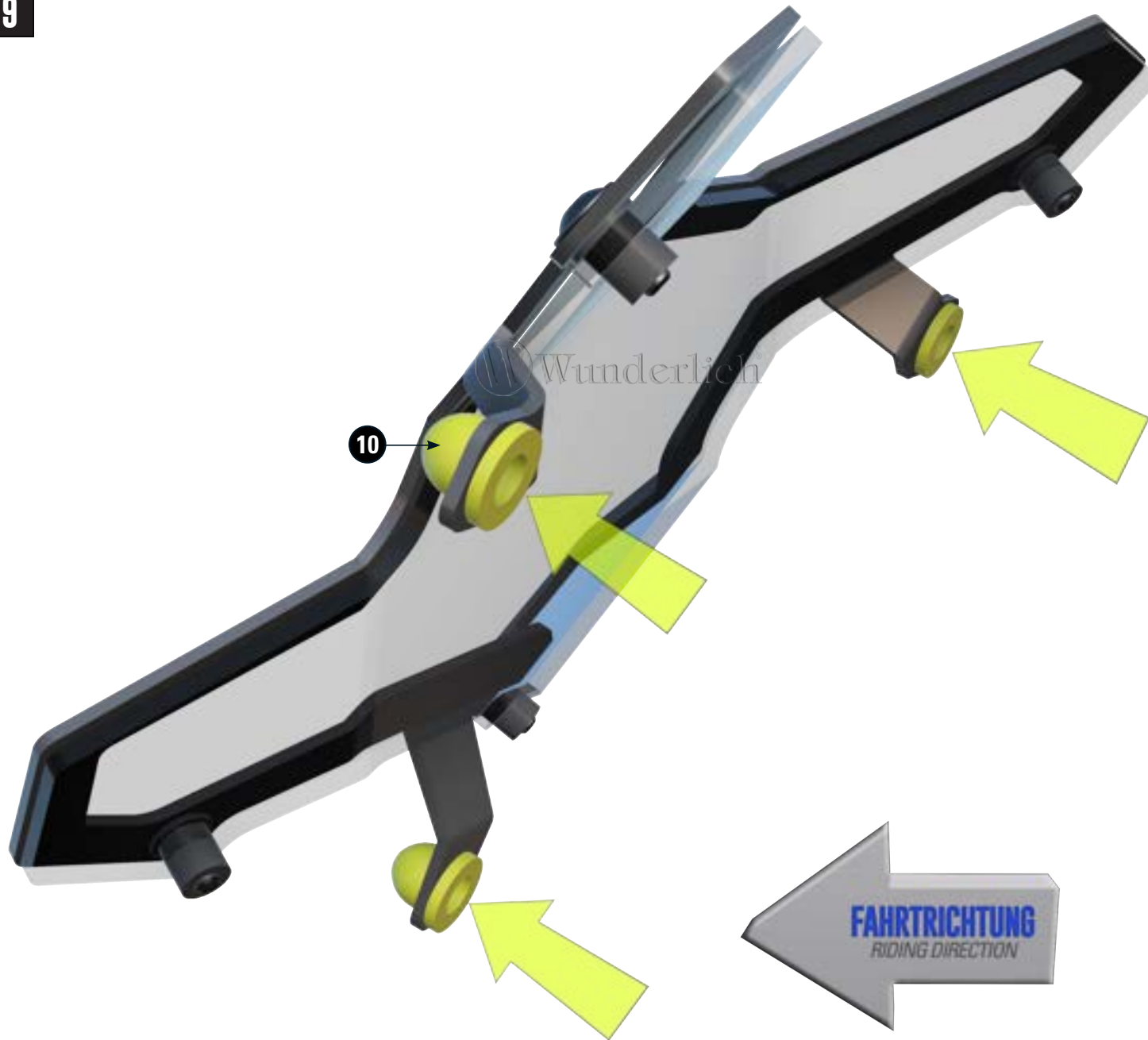
#	Bauteil component composant	DE Die Farben der Abbildungen dienen nur der Veranschaulichung. EN The colors are for illustrating purposes only. FR Les couleurs utilisées sont à titre indicatif seulement.	DIN	ISO	Menge quantity quantité
1	Scheinwerferschutz / Headlight Guard				1
2	Halter (rechts) / bracket (right side)				1
3	Halter (links) / bracket (left side)				1
4	Halter (vorne) / bracket (front)				1
5	Linienflanschschraube / Lens head screw M5x12		7381	7381	4
6	U-Scheibe / Washer M5		125	7098	2

7	Sechskantmutter / Hex nut M5		985	10511	2
8	Blechmutter / sheet nut M5				2
9	Schraubensicherung / Thread locking fluid				1
10	Snaplock Kupplung / Snaplock coupling				3









**Bei der Scheinwerfereinstellung
bitte auf ausreichend Abstand zum
Scheinwerferschutz achten.**

*When adjusting the headlights, please ensure there
is sufficient distance from the headlight guard.
Lors du réglage des phares, veuillez à ce qu'il y ait une
distance suffisante par rapport au protège-phare.*

10

13260-002



11

13260-102/202

